

# LXW26K Series Universal Rotary Switch

## Application

LXW26K is mainly applied in control of electrical circuits and electrical motors.

## Technical parameters

Description		LXW26K-10	LXW26K-20	LXW26K-40
Rated working voltage Ue	V	440	440	440
Rated thermal current Ith	A	10	20	40
Rated working current Ie	A	4	8	16
Power P	KW	1.7	4	7.5

## Mechanical life

Mechanical life without load:

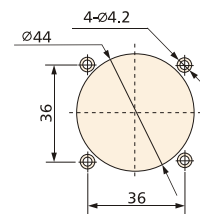
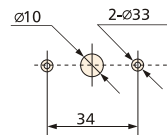
$0.3 \times 10^6$  times, operation frequency is 120 times/h.

Mechanical life with load:

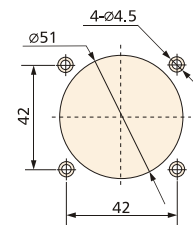
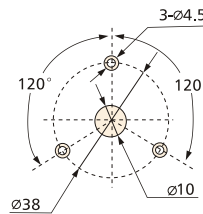
$0.03 \times 10^6$  times under AC-23A,  $0.03 \times 10^6$  times under AC-3,  $0.03 \times 10^6$  times under AC-3, operation frequency is 120 times/h.

## Installation

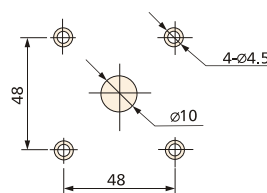
LXW26K-10



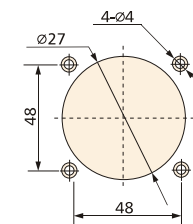
LXW26K-20



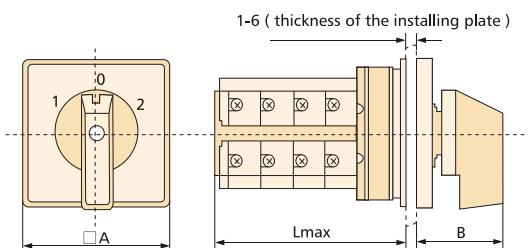
LXW26K-40



Or



## Dimension



Description	Dimensions (mm)		
	A	Lmax	B
LXW26K-10	50	18+10n	35
LXW26K-20	56	24+13n	38
LXW26K-40	64	30+1n	42

Note: n means number of layers